




LiveStone  
CERAMIC



TILE ODESSEY  
Unleashing Design Mastery

In the world of tile craftsmanship, carving tiles stand as intricate masterpieces that transform surfaces into works of art. Each tile, meticulously chiseled and adorned with detail, adds a layer of elegance and sophistication to spaces, turning them into canvases of timeless beauty. The intricacies of the carving process breathe life into each tile, adding depth and dimension that captivate the eye and inspire admiration.



ELEVATE, ENGRAVE,  
ENCHANT



# NEW CERAMIC SURFACES TAKE SHAPE ACCORDING TO NATURE

Ceramics are design at the service of man. Saans vitrified designs and builds a system Of indoor and outdoor interior furnishings and Fittings inspired by nature, its elements and Substances, including them in the creative Process. Nature, in turn, designs an organic System around the work of architecture, Generating the perfect fusion of space, Emotion and innovation.





**LiveStone**  
CERAMIC



## FLUID ARCHITECTURE FOR A RECOVERED POETICS OF LIVING

Man, nature and technology meet in a  
Perfectly balanced system, in which the built  
And natural environments become an  
Integral part of a single, interconnected  
Architectural space, designed in continuous  
Dialogue with the furnishings and fittings  
Which inhabit it.

### APPLICATION AREAS





## TILES BEYOND ORDINARY, TECHNICAL BEYOND COMPARE.”



### Hygienic / Anti-Bacterial Surface

In the pursuit of healthier living environments, the innovation of hygienic and antibacterial surfaces emerges as a revolutionary step towards safeguarding our spaces. These surfaces go beyond aesthetics, embracing a commitment to cleanliness and well-being.



### Chemical Resistance Surface

In spaces where chemical exposure is prevalent, compliance with safety standards is non-negotiable. Chemical resistance surfaces contribute to code compliance, ensuring that spaces adhere to safety regulations, creating an environment where both functionality and safety coexist.



### Fire Resistance Surfaced

In the realm of architectural and interior design, the integration of fire-resistant surfaces is a paramount commitment to safety. These surfaces serve as a crucial line of defense, offering peace of mind and safeguarding spaces against the unpredictable threat of fire.



### Scratch Resistance Surface

While the primary function of scratch-resistant surfaces is to endure, they do so without sacrificing elegance. These surfaces seamlessly integrate into diverse design aesthetics, allowing spaces to exude a sense of everyday elegance that is both enduring and visually appealing.

## COLOSSAL CRAFTSMANSHIP CARVING TILES, ELEVATING SPACES TO MONUMENTAL HEIGHTS.



**TILE ODESSEY**  
Unleashing Design Mastery

## REGULAR CARVING



Adison  
Gris



Albino  
Travertine




Atlas  
Blue



Avariyo  
Grey



Baguni  
Brown



Baguni  
Natural



Bango  
White



Bianco  
Lasa



Crinthian  
Gray



Cultured  
Multi

## TILE ODESSEY

Unleashing Design Mastery



Egbegun  
Jara



Flagstone  
Blue



Flamingo  
Beige



Harmony  
Gris



Iceland  
Gold



Keramin  
Ermi



Keramin  
Natural



Lilac  
White



Lioz  
Statuario



Lizard  
Multi



Maxfine



Metro  
Brown



Metro  
Silver



Nordic  
Natural



Novacera Calacatta  
Brillante





Oikos  
Red



Pulpis  
Beige



Pulpis  
Bianco



Pulpis  
Moka



Pulpis  
Nero



Sandy Carrara  
Gold



Summer  
White



Terratzo  
Mix



Tubadzin  
Choco



Tubadzin  
Grey



Voiterra  
Beige

## ENDLESS CARVING



Alessia  
Bianco



Alessia  
Brown



Alessia  
Crema




Alessia  
Natural



Ateliero  
Rinaldi



Burberry  
Crema



Fleury  
Bianco



Fleury  
Brown



Fleury  
Grey



Fleury  
Gris

# TILE ODESSEY

Unleashing Design Mastery



Marfil  
Crema



Marfil  
Grey



Millet  
Brown



Natural  
Botticino



Osaka  
Brown



Osaka  
Gris



Perlino  
Brown



Perlino  
Crema



Perlino  
Grey



Perlino  
White



Persian  
Beige



Persian  
Brown



Persian  
Nero




Persian  
White



Treviso  
White



Zocalo  
Silver



Zocalo  
Smoke



TILE ODESSEY  
Unleashing Design Mastery



PREVIEW OF // ADISON GRIS



## ADISON GRIS

600x1200mm  
2'x4'

CARVING  
SURFACE

RANDOM  
PHASES









TILE ODESSEY  
Unleashing Design Mastery



PREVIEW OF // ALBINO TRAVERTINE




## ALBINO TRAVERTINE

600x1200mm  
2'x4'

CARVING  
SURFACE

RANDOM  
PHASES









TILE ODESSEY  
Unleashing Design Mastery



PREVIEW OF // ATLAS BLUE





## ATLAS BLUE

600x1200mm  
2'x4'

CARVING  
SURFACE

RANDOM  
PHASES









TILE ODESSEY  
Unleashing Design Mastery



PREVIEW OF // AVARIYO GREY



## AVARIYO GREY

600x1200mm  
2'x4'

CARVING  
SURFACE

RANDOM  
PHASES









TILE ODESSEY  
Unleashing Design Mastery



PREVIEW OF // BAGUNI BROWN




## BAGUNI BROWN

600x1200mm  
2'x4'

CARVING  
SURFACE

RANDOM  
PHASES









TILE ODESSEY  
Unleashing Design Mastery



PREVIEW OF // BAGUNI NATURAL



## BAGUNI NATURAL

600x1200mm  
2'x4'

CARVING  
SURFACE

RANDOM  
PHASES









TILE ODESSEY  
Unleashing Design Mastery



PREVIEW OF // BANGO WHITE



## BANGO WHITE

600x1200mm  
2'x4'

CARVING  
SURFACE

RANDOM  
PHASES









# TILE ODESSEY

Unleashing Design Mastery



PREVIEW OF // BIANCO LASA





## BIANCO LASA

600x1200mm  
2'x4'

CARVING  
SURFACE

RANDOM  
PHASES









# TILE ODESSEY

Unleashing Design Mastery



PREVIEW OF // CRINTHIAN GRAY



## CRINTHIAN GRAY

600x1200mm  
2'x4'

CARVING  
SURFACE

RANDOM  
PHASES







PREVIEW OF // CRINTHIAN GRAY



# TILE ODESSEY

Unleashing Design Mastery



PREVIEW OF // CULTURED MULTI



## CULTURED MULTI

600x1200mm  
2'x4'

CARVING  
SURFACE

RANDOM  
PHASES









TILE ODESSEY  
Unleashing Design Mastery



PREVIEW OF // EGBEGUN JARA





## EGBEGUN JARA

600x1200mm  
2'x4'

CARVING  
SURFACE

RANDOM  
PHASES









TILE ODESSEY  
Unleashing Design Mastery



PREVIEW OF // FLAGSTONE BLUE





## FLAGSTONE BLUE

600x1200mm  
2'x4'

CARVING  
SURFACE

RANDOM  
PHASES







PREVIEW OF // FLAGSTONE BLUE



TILE ODESSEY  
Unleashing Design Mastery



PREVIEW OF // FLAMINGO BEIGE




## FLAMINGO BEIGE

600x1200mm  
2'x4'

CARVING  
SURFACE

RANDOM  
PHASES









TILE ODESSEY  
Unleashing Design Mastery



PREVIEW OF // HARMONY GRIS



## HARMONY GRIS

600x1200mm  
2'x4'

CARVING  
SURFACE

RANDOM  
PHASES










# TILE ODESSEY

Unleashing Design Mastery



PREVIEW OF // ICELAND GOLD




## ICELAND GOLD


600x1200mm  
2'x4'

CARVING  
SURFACE

RANDOM  
PHASES









TILE ODESSEY  
Unleashing Design Mastery



PREVIEW OF // KERAMIN ERMİ




## KERAMIN ERMI

600x1200mm  
2'x4'

CARVING  
SURFACE

RANDOM  
PHASES









TILE ODESSEY  
Unleashing Design Mastery



PREVIEW OF // KERAMIN NATURAL




# KERAMIN NATURAL

600x1200mm  
2'x4'

CARVING  
SURFACE

RANDOM  
PHASES









# TILE ODESSEY

Unleashing Design Mastery



PREVIEW OF // LILAC WHITE


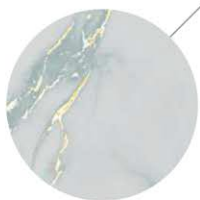


## LILAC WHITE

600x1200mm  
2'x4'

CARVING  
SURFACE

RANDOM  
PHASES









TILE ODESSEY  
Unleashing Design Mastery



PREVIEW OF // LIOZ STATUARIO





## LIOZ STATUARIO

600x1200mm  
2'x4'

CARVING  
SURFACE

RANDOM  
PHASES









TILE ODESSEY  
Unleashing Design Mastery



PREVIEW OF // LIZARD MULTI





## LIZARD MULTI

600x1200mm  
2'x4'

CARVING  
SURFACE

RANDOM  
PHASES









TILE ODESSEY  
Unleashing Design Mastery



PREVIEW OF // MAXFINE

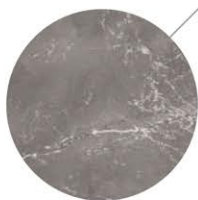


## MAXFINE

600x1200mm  
2'x4'

CARVING  
SURFACE

RANDOM  
PHASES









TILE ODESSEY  
Unleashing Design Mastery



PREVIEW OF // METRO BROWN



## METRO BROWN

600x1200mm  
2'x4'

CARVING  
SURFACE

RANDOM  
PHASES







PREVIEW OF // METRO BROWN



TILE ODESSEY  
Unleashing Design Mastery



PREVIEW OF // METRO SILVER



## METRO SILVER

600x1200mm  
2'x4'

CARVING  
SURFACE

RANDOM  
PHASES









TILE ODESSEY  
Unleashing Design Mastery



PREVIEW OF // NORDIC NATURAL



## NORDIC NATURAL

600x1200mm  
2'x4'

CARVING  
SURFACE

RANDOM  
PHASES









# TILE ODESSEY

Unleashing Design Mastery



PREVIEW OF // NOVACERA CALACATTA BRILLANTE



**NOVACERA  
CALACATTA  
BRILLANTE**

600x1200mm  
2'x4'

CARVING  
SURFACE

RANDOM  
PHASES







PREVIEW OF // NOVACERA CALACATTA BRILLANTE



TILE ODESSEY  
Unleashing Design Mastery



PREVIEW OF // OIKOS RED




## OIKOS RED

600x1200mm  
2'x4'

CARVING  
SURFACE

RANDOM  
PHASES









TILE ODESSEY  
Unleashing Design Mastery



PREVIEW OF // PULPIS BEIGE



## PULPIS BEIGE

600x1200mm  
2'x4'

CARVING  
SURFACE

RANDOM  
PHASES









# TILE ODESSEY

Unleashing Design Mastery



PREVIEW OF // PULPIS BIANCO


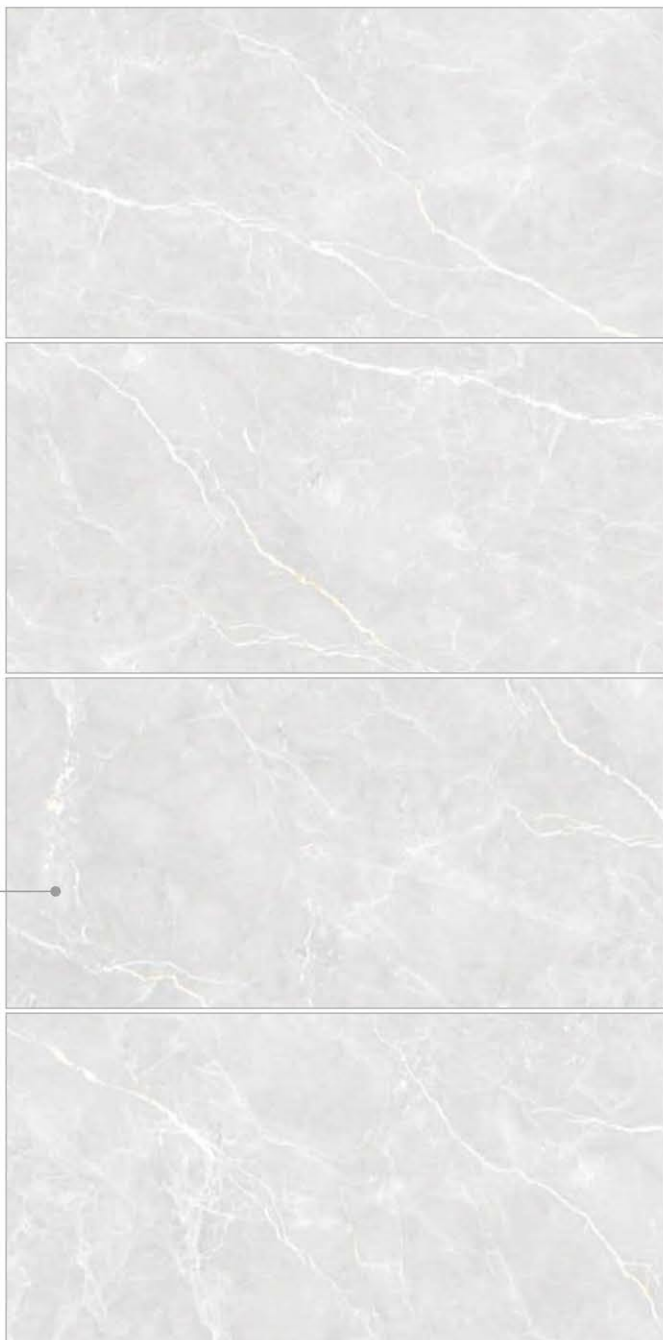


## PULPIS BIANCO

600x1200mm  
2'x4'

CARVING  
SURFACE

RANDOM  
PHASES









TILE ODESSEY  
Unleashing Design Mastery



PREVIEW OF // PULPIS MOKA




## PULPIS MOKA

600x1200mm  
2'x4'

CARVING  
SURFACE

RANDOM  
PHASES









TILE ODESSEY  
Unleashing Design Mastery



PREVIEW OF // PULPIS NERO


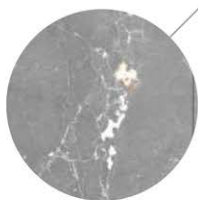


## PULPIS NERO

600x1200mm  
2'x4'

CARVING  
SURFACE

RANDOM  
PHASES









TILE ODESSEY  
Unleashing Design Mastery



PREVIEW OF // SANDY CARRARA GOLD



**SANDY CARRARA  
GOLD**

600x1200mm  
2'x4'

CARVING  
SURFACE

RANDOM  
PHASES







PREVIEW OF // SANDY CARRARA GOLD



# TILE ODESSEY

Unleashing Design Mastery



PREVIEW OF // SUMMER WHITE




## SUMMER WHITE

600x1200mm  
2'x4'

CARVING  
SURFACE

RANDOM  
PHASES









TILE ODESSEY  
Unleashing Design Mastery



PREVIEW OF // TERRATZO MIX





## TERRATZO MIX

600x1200mm  
2'x4'

CARVING  
SURFACE

RANDOM  
PHASES









TILE ODESSEY  
Unleashing Design Mastery



PREVIEW OF // TUBADZIN CHOCO





## TUBADZIN CHOCO


600x1200mm  
2'x4'

CARVING  
SURFACE

RANDOM  
PHASES









TILE ODESSEY  
Unleashing Design Mastery



PREVIEW OF // TUBADZIN GREY



## TUBADZIN GREY

600x1200mm  
2'x4'

CARVING  
SURFACE

RANDOM  
PHASES







PREVIEW OF // TUBADZIN GREY



TILE ODESSEY  
Unleashing Design Mastery



PREVIEW OF // VOITERRA BEIGE

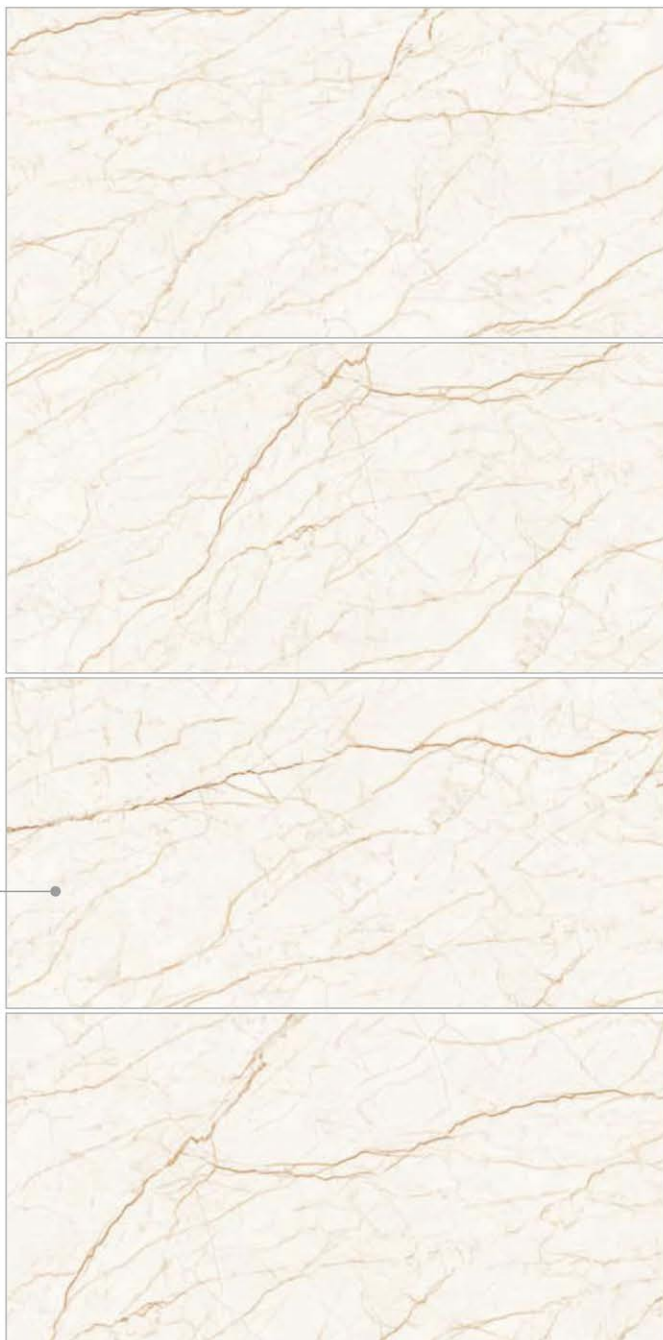


## VOITERRA BEIGE

600x1200mm  
2'x4'

CARVING  
SURFACE

RANDOM  
PHASES




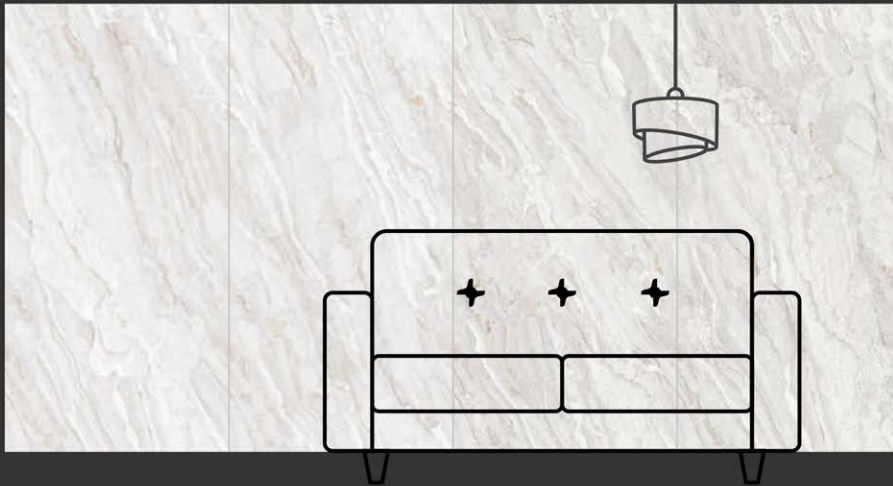






FORMATOS  
600X1200MM  
24"X48"  
2'X4'

TILE ODESSEY  
Unleashing Design Mastery



THE  
ENDLESS  
ELEGANCE

INTRODUCING OUR EXTRAORDINARY CERAMIC TILES, WHERE ARTISTRY MEETS INNOVATION. EACH SET OF OUR TILES COMPRISES FOUR UNIQUE, RANDOM PIECES, METICULOUSLY DESIGNED SO THAT THE VEINS FLOW SEAMLESSLY FROM ONE TILE TO THE NEXT. WHEN INSTALLED, THESE TILES CREATE A MESMERIZING, CONTINUOUS MARBLE PATTERN WHERE GROUT LINES VIRTUALLY DISAPPEAR. IT'S MORE THAN JUST A FLOOR; IT'S AN ENDLESS WORK OF ART THAT FORTLESSLY TRANSFORMS YOUR SPACE, ADDING A TOUCH OF ELEGANCE AND SOPHISTICATION THAT'S UNPARALLELED. EXPERIENCE THE MAGIC OF OUR TILES, WHERE BEAUTY, CREATIVITY, AND SOPHISTICATION CONVERGE TO REDEFINE YOUR FLOORS.



TILE ODESSEY  
Unleashing Design Mastery



PREVIEW OF // ALESSIA BIANCO



## ALESSIA BIANCO

600x1200mm  
2'x4'

CARVING  
SURFACE

ENDLESS  
PHASES









TILE ODESSEY  
Unleashing Design Mastery



PREVIEW OF // ALESSIA BROWN



## ALESSIA BROWN

600x1200mm  
2'x4'

CARVING  
SURFACE

ENDLESS  
PHASES









TILE ODESSEY  
Unleashing Design Mastery



PREVIEW OF // ALESSIA CREMA



## ALESSIA CREMA

600x1200mm  
2'x4'

CARVING  
SURFACE

ENDLESS  
PHASES









TILE ODESSEY  
Unleashing Design Mastery



PREVIEW OF // ALESSIA NATURAL



## ALESSIA NATURAL

600x1200mm  
2'x4'

CARVING  
SURFACE

ENDLESS  
PHASES









TILE ODESSEY  
Unleashing Design Mastery



PREVIEW OF // ATELIERO RINALDI




## ATELIERO RINALDI

600x1200mm  
2'x4'

CARVING  
SURFACE

ENDLESS  
PHASES









TILE ODESSEY  
Unleashing Design Mastery



PREVIEW OF // BURBERRY CREMA




## BURBERRY CREMA

600x1200mm  
2'x4'

CARVING  
SURFACE

ENDLESS  
PHASES









TILE ODESSEY  
Unleashing Design Mastery



PREVIEW OF // FLEURY BIANCO



## FLEURY BIANCO

600x1200mm  
2'x4'

CARVING  
SURFACE

ENDLESS  
PHASES







PREVIEW OF // FLEURY BIANCO



TILE ODYSSEY  
Unleashing Design Mastery



PREVIEW OF // FLEURY BROWN

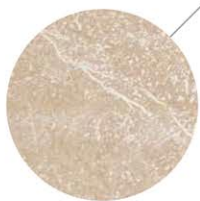


## FLEURY BROWN

600x1200mm  
2'x4'

CARVING  
SURFACE

ENDLESS  
PHASES









TILE ODESSEY  
Unleashing Design Mastery



PREVIEW OF // FLEURY GREY



## FLEURY GREY

600x1200mm  
2'x4'

CARVING  
SURFACE

ENDLESS  
PHASES









TILE ODESSEY  
Unleashing Design Mastery



PREVIEW OF // FLEURY GRIS



## FLEURY GRIS

600x1200mm  
2'x4'

CARVING  
SURFACE

ENDLESS  
PHASES









TILE ODESSEY  
Unleashing Design Mastery



PREVIEW OF // MARFIL CREMA



## MARFIL CREMA

600x1200mm  
2'x4'

CARVING  
SURFACE

ENDLESS  
PHASES









TILE ODESSEY  
Unleashing Design Mastery



PREVIEW OF // MARFIL GREY




## MARFIL GREY

600x1200mm  
2'x4'

CARVING  
SURFACE

ENDLESS  
PHASES









TILE ODESSEY  
Unleashing Design Mastery



PREVIEW OF // MILLET BROWN



## MILLET BROWN

600x1200mm  
2'x4'

CARVING  
SURFACE

ENDLESS  
PHASES









TILE ODESSEY  
Unleashing Design Mastery



PREVIEW OF // NATURAL BOTTOCINO




## NATURAL BOTTOCINO

600x1200mm  
2'x4'

CARVING  
SURFACE

ENDLESS  
PHASES









TILE ODESSEY  
Unleashing Design Mastery



PREVIEW OF // OSAKA BROWN



## OSAKA BROWN

600x1200mm  
2'x4'

CARVING  
SURFACE

ENDLESS  
PHASES









TILE ODESSEY  
Unleashing Design Mastery



PREVIEW OF // OSAKA GRIS

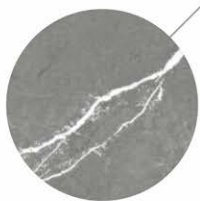


## OSAKA GRIS

600x1200mm  
2'x4'

CARVING  
SURFACE

ENDLESS  
PHASES










TILE ODESSEY  
Unleashing Design Mastery



PREVIEW OF // PERLINO BROWN




## PERLINO BROWN

600x1200mm  
2'x4'

CARVING  
SURFACE

ENDLESS  
PHASES









TILE ODESSEY  
Unleashing Design Mastery



PREVIEW OF // PERLINO CREMA




## PERLINO CREMA

600x1200mm  
2'x4'

CARVING  
SURFACE

ENDLESS  
PHASES









TILE ODESSEY  
Unleashing Design Mastery



PREVIEW OF // PERLINO GREY



## PERLINO GREY

600x1200mm  
2'x4'

CARVING  
SURFACE

ENDLESS  
PHASES









TILE ODESSEY  
Unleashing Design Mastery



PREVIEW OF // PERLINO WHITE



## PERLINO WHITE

600x1200mm  
2'x4'

CARVING  
SURFACE

ENDLESS  
PHASES









TILE ODESSEY  
Unleashing Design Mastery



PREVIEW OF // PERSIAN BEIGE



## PERSIAN BEIGE

600x1200mm  
2'x4'

CARVING  
SURFACE

ENDLESS  
PHASES










TILE ODESSEY  
Unleashing Design Mastery



PREVIEW OF // PERSIAN BROWN


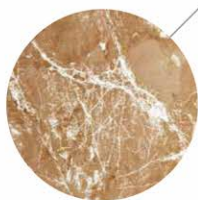


## PERSIAN BROWN

600x1200mm  
2'x4'

CARVING  
SURFACE

ENDLESS  
PHASES









# TILE ODESSEY

Unleashing Design Mastery



PREVIEW OF // PERSIAN NERO

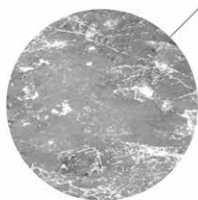


## PERSIAN NERO

600x1200mm  
2'x4'

CARVING  
SURFACE

ENDLESS  
PHASES









TILE ODESSEY  
Unleashing Design Mastery



PREVIEW OF // PERSIAN WHITE




## PERSIAN WHITE


600x1200mm  
2'x4'

CARVING  
SURFACE

ENDLESS  
PHASES









TILE ODESSEY  
Unleashing Design Mastery



PREVIEW OF // TREVISO WHITE



## TREVISO WHITE

600x1200mm  
2'x4'

CARVING  
SURFACE

ENDLESS  
PHASES









TILE ODESSEY  
Unleashing Design Mastery



PREVIEW OF // ZOCALO SILVER



## ZOCALO SILVER

600x1200mm  
2'x4'

CARVING  
SURFACE

ENDLESS  
PHASES







PREVIEW OF // ZOCALO SILVER



TILE ODESSEY  
Unleashing Design Mastery



PREVIEW OF // ZOCALO SMOKE




## ZOCALO SMOKE

600x1200mm  
2'x4'

CARVING  
SURFACE

ENDLESS  
PHASES











REPRESENTATIVE OF  
UNMISTAKABLE  
INDIAN AUTHENTICITY  
AND STYLE

MADE IN INDIA



Made in India isn't just style, design and excellence, it's a way of being. We identify with the values expressed by Indian ceramic tradition ethical code, which guarantee absolute compliance with labor regulations, and with the marks Made in India and which certify the quality of authentic Italian style.



# WE CARE FOR NATURE

## ENERGY OPTIMIZATION



Efficient methane gas cogeneration plant



Heat recovery from furnaces and cooling water



CHP vapour recovery with 40% savings in methane gas



100% LED lighting 50% annual power savings

## WASTE MANAGEMENT



100% recycled raw and cooked waste



99% waste sent to recovery



100% recycled industrial water and 27% reduction in water consumption over the last 3 years



100% recyclable packaging materials

## ENVIRONMENTAL HEALTH



Continuously operating purification and filtration systems




RTO system to reduce harmful emissions and odours



Automated Vertical Warehouse 60% reduction in CO<sub>2</sub>



0% lead, cadmium, and other carcinogenic substances in products





# CLEANING & MAINTAINANCE

## 1. CLEANING AFTER INSTALLATION

FOR REMOVING THE FOLLOWING RESIDUICE	TYPE OF DETERGENT	DETERGENT NAMES
cement base grout grout lime	buffered acid based	keranet
		cement remover
		deterdek pro
		hmk r63
		solvacid

## 2. EXTRAORDINARY CLEANING

FOR REMOVING THE FOLLOWING RESIDUICE	TYPE OF DETERGENT	DETERGENT NAMES
grease dust footmarks base cleaning	multipurpose alkaline-based (1)	ps87 pro
		intensivreiniger
		hmk r55
coffee coke fruit juice	multipurpose alkaline-based (1)	coloured stain remover
		super deterjet
wine	oxidizing agent	oxidant candeggina
calcareous deposits	acid-based (1)	viakal
rust	acid-based (1)	acido muriatico diluito
inks felt-tipped pen	solvent-based	diluyente nitro, acqua ragia
		coloured stain remover
pneumatic stains from rubber metals or pencils	abrasive paste (1)	vim clorex (2)
		polishing cream (2)
		detergum (3)
tile joint stains	specific	fuganet
		fugenreiniger
clean on a daily basis	neutral universal degreaser	floor cleaner
		cleaner pro
		pfleregereiniger
		bonamain + / bmain +
		smac expresse sgrassatore

# SPECIAL MAINTENANCE

## REMOVING GLOSSY GLAZE

Standard detergents that are available in the market sometimes contain waxes or polish additives that, wash after wash, deposit **glossy glaze** on the floor and causes annoying marks. These types of glazes can also settle on some joint grouts. When simply types of foods such as Coke, wine, water, etc., fall on the floor, they remove this type of glossy glaze and restore the **original appearance** of the tiles (a more opaque look).

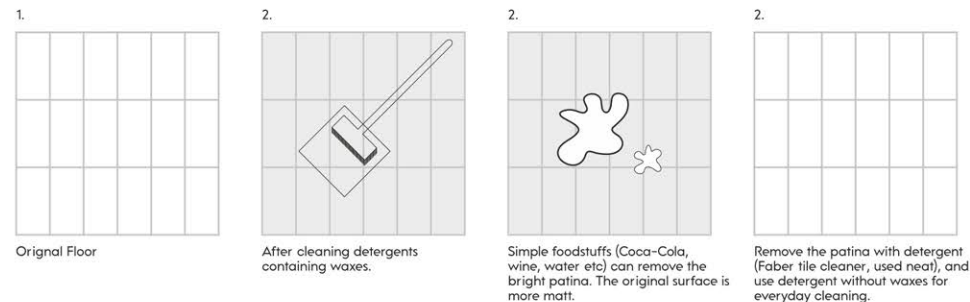
In the middle of the shinier floor, the areas without wax appear as opaque marks, but they are actually the only clean parts of the floor. In these cases, the following must be done:

1. First of all, remove the glossy glaze from the entire floor (see table below);
2. Then, for daily cleaning, use neutral detergents that do not contain wax or polishing glaze

**NEVER USE:** Waxing and impregnating agents - Acid or alkaline detergents - Abrasive pastes - Abrasive brushes or sponges.

RESIDUES TO BE REMOVED	TYPE OF DETERGENT	DETERGENT NAMES
glossy glaze	weak acidulous	tile cleaner pure (*)

(\*) Do not follow the instructions on the package, just apply the pure detergent, leave it on for 5-10 minutes, rub it with soft pads (white, yellow) and rinse it thoroughly with water.



## CLEANING "AFTER THE INSTALLATION"

1. Cleaning "after the installation" helps remove residues of grout-joints, cement and lime. This is obligatory at the end of the installation, for glazed tiles and unglazed tiles.
  2. If the cleaning "after the installation" is not carried out properly or if is not carried out at all, is often a cause of marks that prevent the floor from being clean even if a good daily cleaning is performed.
  3. Whenever is possible, especially for medium to large surfaces, it is advisable to use a single-brush machine with soft disks (white or beige).
  4. cleaning cement-based grouts mixed with water.
- It is carried out with specific detergents based with buffered and diluted acids. The table below shows some of these detergents, which are easily available in the market.

## INSTRUCTIONS ON HOW TO CLEAN "AFTER THE INSTALLATION"

1. Clean 4-5 days after the grouting (the grout must be hardened); do not wait over 10 days. In addition to this period, the cleaning can become very laborious.
2. Moisten the floor with water before cleaning. This way the groutings are soaked with water and the contact with detergents is reduced.
3. Let the detergents operate for limited periods, hence rinse out with water as soon as possible.
4. It must not be carried out if the tiled surfaces are very hot (i.e. exposed to the sun during very warm days); this must be avoided as the action of aggressive chemicals become very harsh. On the summer, proceed with the operation during the coolest period of the day.
5. Make sure to always perform a precautionary test before using the product (on a tile that is not laid), especially for Lapped or Polished products.
6. cleaning for epoxy, bi-component and reagent grouts. In these cases the removal must be carried out immediately and carefully following the recommendations of the manufacturers, as these grout harden very fast, even in a few minutes. Please carefully follow the cleaning mode specified by the manufacturer of the grout used; verify its effectiveness (backlight also) with a preliminary cleaning test before grouting the entire floor/wall.
7. "Antislip" tiles that are made with rough and/or textured surfaces must be cleaned very laboriously. Therefore, it is advisable to clean "after the installation", quickly and thoroughly, using a single-brush machine with disks white and beige.





## LAYING INSTRUCTION



### DRY LAYING ON GRASS

In the case of a grass surface, the paving should be laid dry without the use of adhesives. This installation technique is simple, ecological, and can be carried out without specialised personnel. This technique is ideal for rapid creation of elegant paths in public parks and private gardens.

### LAYING ON GARVEL

The different installation methods make it possible to create complex spaces while ensuring visual uniformity even when working on diverse substrates. In the presence of a gravel substrate, the floor surface can be installed simply by placement of the tiles without the use of adhesives. This method streamlines the levelling procedure and also guarantees excellent stability. The solution allows the creation of decorative effects using gravel and pebbles of different particle sizes and colours.



### LAYING ON SCREED WITH ADHESIVE

The technical characteristics of the glazed vitrified tiles are perfectly compatible also with sandy substrates. This makes the system especially suitable for public areas in the proximity of beaches and in beach bars. Resistant to the action of solar UV radiation and prolonged contact with salt. Impervious to wear caused by sand abrasion. In addition, the R11 A+B+C surface is an advantage for the safety of holiday makers. Installed completely dry, the tiles are the ideal practical and robust solution for seasonal businesses requiring periodic setup and removal operations, such as kiosks or temporary structures in general installed on beaches.

### LAYING ON RAISED FLOOR

The Saans' 9mm glazed vitrified tiles are composed of pedestals to raise the floor surface with respect to the base level, resulting in the creation of an underfloor void that can be used to route electrical cables and pipework easily. This allows inspection of technical systems at any time and simple replacement of components if necessary. The system is assembled without adhesives. Dry assembly of the structure is extremely effective in applications where correct drainage is important.







**LiveStone**  
CERAMIC

**LIVESTONE CERAMIC PVT LTD**

Survey No.394 P3/P1, B/H-Livacity Ceramic,  
Nr. Rangpar, Jetpar Road, Dist. Morbi 363642 (Gujarat) INDIA

**E-mail**

info@limestoneceramic.com  
export@limestoneceramic.com

**Website**

www.limestoneceramic.com

**Customer Care**

+91 99786 03232

**Follow Us**

